













2023/11/30(13)

1.  ,   ,

,  ,

, 

 ()

2. $\square \in \square \square \square \square$ $\square \square$ ($\square \square$)

[illegible]

3. $e_{\square\square\square\square} \quad \square\square \quad (\square\square)$

e小調

1 0 2 3 IV 1 2 3 4 1 2 3 4 3 2

1 4 3 2 1 3 2 1 4 3 2 1

4.  Sevcik Op. 8 (1~6  , )

晚上7:30 音乐考级教材

1.

Wechsel der Lagen: 1-2, 2-3, 3-4 u.s.w.

Changes of position: From 1st to 2d, 2d to 3d, 3d to 4th, etc.

Saite IV 5弦

String IV 5弦

2.

5. , ()

6. 16 (1~10 ,)

晚上 8:48 11月30日 星期四

63%

13 1 ① 0 3 0 1 ff 2 4 2

中板

16 p cantabile > mf 4 1 0 4 1 0 2 4

5 3 2 2 3 3 2 2 3 1 4 2 1 2

9 rit. f a tempo 4

13 3 1. 4 2. rit. 3 4

第二次用 0 1

11/16

IV

夫斯基

18

13

17

7. ☐ ☐ ☐ ☐ ☐

60 ☐ ☐ ☐ ☐ ☐ ☐ ☐ ☐ ☐ ☐

(☐ ☐ ☐ ☐)

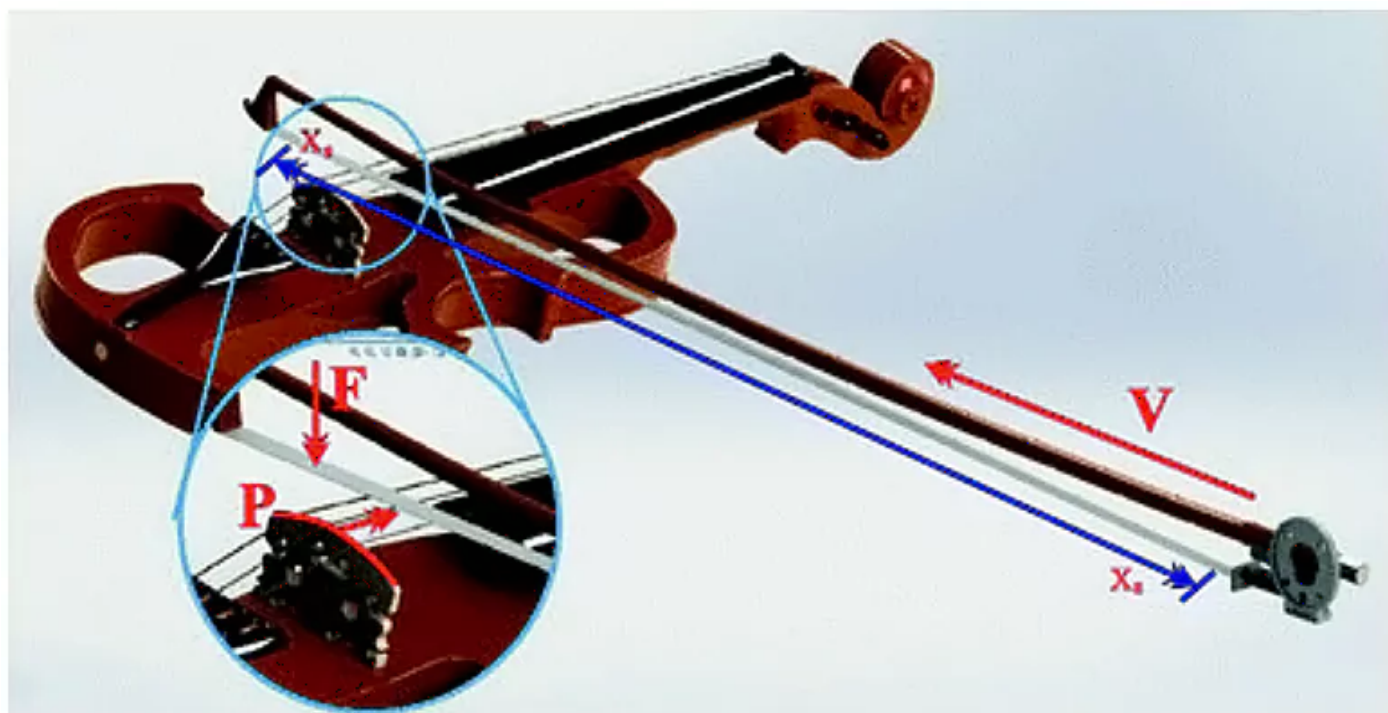


8. 5

9. 3 (12/21, 12/28, 1/4) ,

:

1. (/ /)



Three important factors when playing violin—bowing force (F), bowing velocity (V), and sound point (P)

https://www.researchgate.net/figure/Three-important-factors-when-playing-violin-bowing-force-F-bowing-velocity-V-and_fig5_305080940



1. 20231130_1_ E [27 MB]



2. 20231130_2_ [22 MB]



Revision #4

Created 2 December 2023 03:52:49 by Martin

Updated 23 January 2024 15:04:06 by Martin