

2024/06/06(日14時)

- 1. 1A: /
- 2.
- 3. , ,
- 4. Sevcik 3: / 2
- 5. (Tremolo)
- (Tremolo), ()

天 鹅 湖 (组曲)

第一场 主题曲

柴科夫斯基 曲
张 以 一 改 编

Moderato 中板

用弓尖(中月轮)

1 *p espress* 3 1 3 1 3 3 3 3 4 3 2 1 3

2 2 1 2 3 0 3 2 1 2 3 3

3 2 1 2 3 0 3 2 1 2 3 3

4 1 1 3 2 0 3 2 0 3 2 3

5 0 1 3 2 0 3 2 0 3 2 3

6 1 1 3 2 0 3 2 0 3 2 3

7 1 1 3 2 0 3 2 0 3 2 3

8 1 1 3 2 0 3 2 0 3 2 3

9 1 1 3 2 0 3 2 0 3 2 3

10 1 1 3 2 0 3 2 0 3 2 3

11 1 1 3 2 0 3 2 0 3 2 3

12 1 1 3 2 0 3 2 0 3 2 3

13 1 1 3 2 0 3 2 0 3 2 3

14 1 1 3 2 0 3 2 0 3 2 3

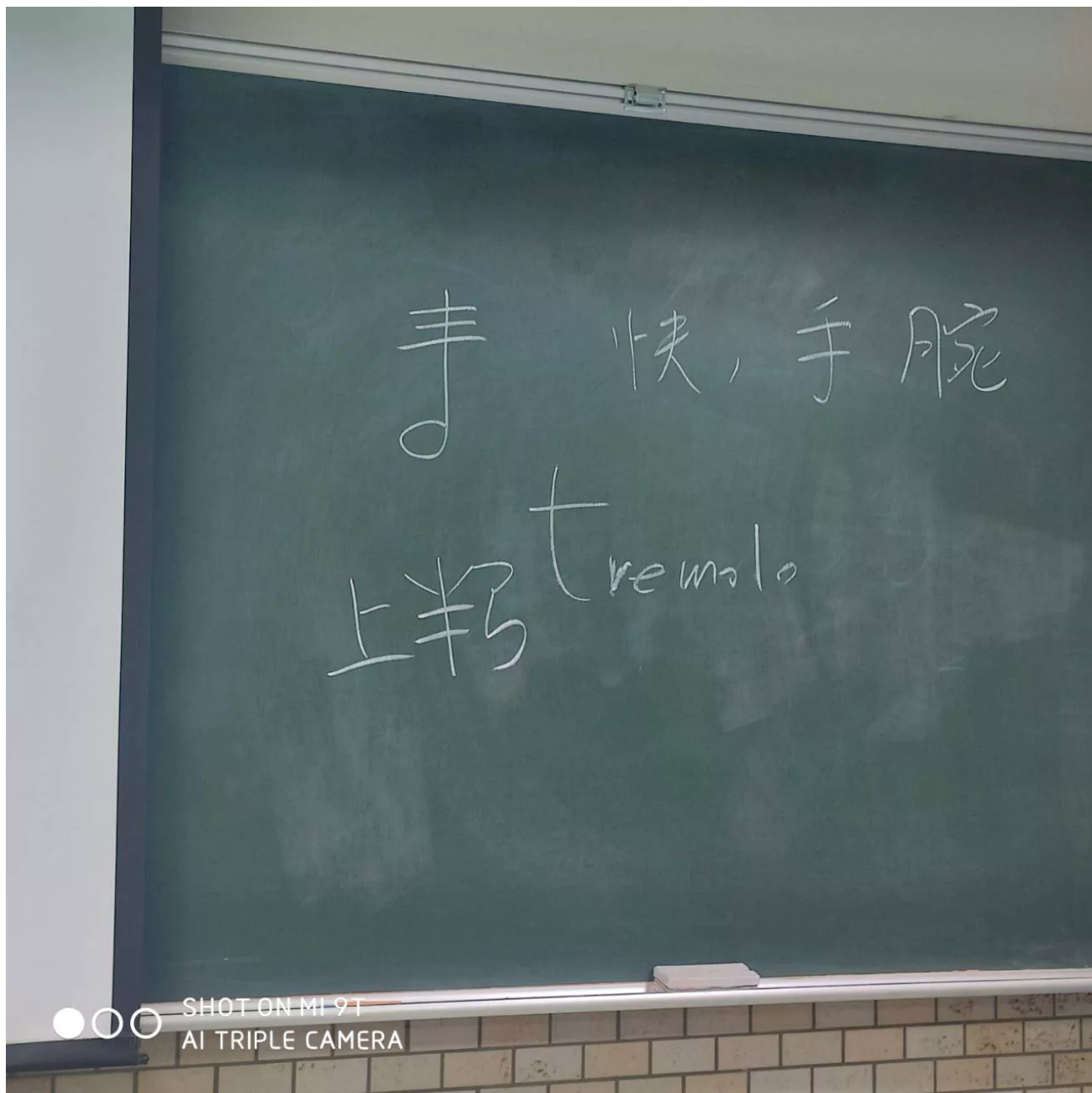
15 1 1 3 2 0 3 2 0 3 2 3

16 1 1 3 2 0 3 2 0 3 2 3


rall. pp

演奏提示

1. 第一提琴要注意换把的质量, 换把要连贯自如。换把的速度要与音乐的速度一致, 不要“坑坑洼洼”。
2. 第二提琴要注意换把的质量, 换把要连贯自如。换把的速度要与音乐的速度一致, 不要“坑坑洼洼”。
3. 第三提琴要注意换把的质量, 换把要连贯自如。换把的速度要与音乐的速度一致, 不要“坑坑洼洼”。
4. 第四提琴要注意换把的质量, 换把要连贯自如。换把的速度要与音乐的速度一致, 不要“坑坑洼洼”。
5. 第五提琴要注意换把的质量, 换把要连贯自如。换把的速度要与音乐的速度一致, 不要“坑坑洼洼”。
6. 第六提琴要注意换把的质量, 换把要连贯自如。换把的速度要与音乐的速度一致, 不要“坑坑洼洼”。
7. 第七提琴要注意换把的质量, 换把要连贯自如。换把的速度要与音乐的速度一致, 不要“坑坑洼洼”。
8. 第八提琴要注意换把的质量, 换把要连贯自如。换把的速度要与音乐的速度一致, 不要“坑坑洼洼”。
9. 第九提琴要注意换把的质量, 换把要连贯自如。换把的速度要与音乐的速度一致, 不要“坑坑洼洼”。
10. 第十提琴要注意换把的质量, 换把要连贯自如。换把的速度要与音乐的速度一致, 不要“坑坑洼洼”。
11. 第十一提琴要注意换把的质量, 换把要连贯自如。换把的速度要与音乐的速度一致, 不要“坑坑洼洼”。
12. 第十二提琴要注意换把的质量, 换把要连贯自如。换把的速度要与音乐的速度一致, 不要“坑坑洼洼”。
13. 第十三提琴要注意换把的质量, 换把要连贯自如。换把的速度要与音乐的速度一致, 不要“坑坑洼洼”。
14. 第十四提琴要注意换把的质量, 换把要连贯自如。换把的速度要与音乐的速度一致, 不要“坑坑洼洼”。
15. 第十五提琴要注意换把的质量, 换把要连贯自如。换把的速度要与音乐的速度一致, 不要“坑坑洼洼”。
16. 第十六提琴要注意换把的质量, 换把要连贯自如。换把的速度要与音乐的速度一致, 不要“坑坑洼洼”。
17. 第十七提琴要注意换把的质量, 换把要连贯自如。换把的速度要与音乐的速度一致, 不要“坑坑洼洼”。
18. 第十八提琴要注意换把的质量, 换把要连贯自如。换把的速度要与音乐的速度一致, 不要“坑坑洼洼”。
19. 第十九提琴要注意换把的质量, 换把要连贯自如。换把的速度要与音乐的速度一致, 不要“坑坑洼洼”。
20. 第二十提琴要注意换把的质量, 换把要连贯自如。换把的速度要与音乐的速度一致, 不要“坑坑洼洼”。



Tremolo  :



 :



□□□□□□□□ :



Tremolo□□□ (□□violinlounge.com) :

Tremolo is one of the most fun violin bowing techniques!

As long as you have your basics covered, tremolo is easy to play and always adds excitement and drama to the music. Tremolo is particularly found in orchestral music. It is a very rapid detach  stroke typically done at the tip of the bow. Depending on the context, it creates a shimmering, mysterious, or triumphant effect.


There are three types of tremolo: unmeasured, measured, and fingered

All tremolo is notated by putting slashes through the beams of the notes. If there are three slashes through the stems, it means to play small detach  strokes as quickly as possible. This is **unmeasured tremolo**. A variant of this is a **sforzando tremolo** that starts with a fast accented down bow to the tip followed by an unmeasured tremolo.

Measured tremolo means dividing a note into a specific number of shorter notes. For example, if you see one slash through a half note, it means play four eighth notes. Two slashes mean eight sixteenth notes. It gets a bit fuzzy with quarter notes: two slashes can either mean sixteenth notes or unmeasured tremolo. At that point, it depends on the musical context and ultimately the wish of the conductor.

Fingered tremolo sounds similar to a trill, but it is notated differently. The bow just plays one long note, but the fingers rapidly alternate between two notes. This creates a very shimmering, mysterious sound. Fingered tremolo can be measured or unmeasured. One very important tip is that you always play the two notes on the same string rather than trying to alternate between strings.

Tremolo in violin sheet music



<https://violinlounge.com/article/how-to-play-tremolo-on-the-violin/>

Rail

6.

Revision #4

Created 12 June 2024 12:56:36 by Martin

Updated 6 July 2024 14:27:50 by Martin